

THE UNITED REPUBLIC OF TANZANIA

No. 5

30th June, 2024

ACT SUPPLEMENT

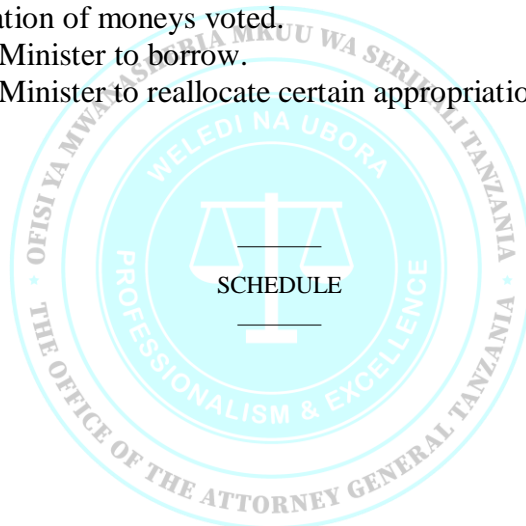
To The Special Gazette Of The United Republic Of Tanzania No. 27 Vol. 105 Dated 30th June, 2024

Printed By The Government Printer, Dodoma By Order Of Government

THE APPROPRIATION ACT, 2024

ARRANGEMENT OF SECTIONS

| <i>Section</i> | <i>Title</i> |
|----------------|---|
| 1. | Short title. |
| 2. | Interpretation. |
| 3. | Issuance of Shs. 49,345,687,645,000 out of Consolidated Fund. |
| 4. | Appropriation of moneys voted. |
| 5. | Power of Minister to borrow. |
| 6. | Power of Minister to reallocate certain appropriation moneys. |



THE UNITED REPUBLIC OF TANZANIA



NO. 5 OF 2024

I ASSENT
SAMIA SULUHU HASSAN,
President,
[30 June, 2024]

An Act to apply a sum of Forty-Nine Trillion, Three Hundred Forty-Five Billion, Six Hundred Eighty-Seven Million, Six Hundred Forty-Five Thousand Shillings out of the Consolidated Fund to the Service of the year ending on the thirtieth day of June, 2025; to appropriate the supply granted for that year; to authorise the reallocation of certain appropriations and to provide for matters connected with those purposes.

ENACTED by the Parliament of the United Republic of Tanzania.

Short title

1. This Act may be cited as the Appropriation Act, 2024.

Interpretation
Cap. 348
Cap. 439

2. The expressions used in this Act shall each have the meaning ascribed to it in the Public Finance Act and Budget Act.

Issuance of Shs.
49,345,687,645,000
out of Consolidated
Fund

3. The Treasury may issue out of the Consolidated Fund and apply towards the supply granted for the service of the year ending on the thirtieth day of June 2025, the sum of Forty-Nine Trillion, Three Hundred Forty-Five Billion, Six Hundred Eighty-Seven Million, Six Hundred Forty-Five Thousand Shillings.

Appropriation of
moneys voted

4. The sum granted by section 3 shall be appropriated for the purposes and in the amounts specified in the third, fourth and fifth columns respectively of the Schedule.

Power of Minister
to borrow

5.-(1) The Minister may, at any time or times not later than the thirtieth day of June, 2025, borrow within or outside the United Republic or partly within and partly outside the United Republic, any sum or sums not exceeding in the whole sum of Forty-Nine Trillion, Three Hundred Forty- Five Billion, Six Hundred Eighty-Seven Million, Six Hundred Forty-Five Thousand Shillings by way of loan, advance, the issue of bills or bank overdraft on such terms and conditions as the Minister may deem expedient, and may charge that loan or advance on any of the assets of the United Republic, including securities forming part of the Consolidated Fund.

(2) Any money borrowed under this section shall be placed to the credit of the exchequer account and shall form part of the Consolidated Fund, and be available in any manner in which that fund is available.

(3) Any money borrowed under this section shall be subject to repayment in accordance with the conditions prescribed in the loan agreements between the United Republic and the lenders, and any sum required for the repayment of any money so borrowed, and of any interest payable in respect of that money shall be charged on and paid out of the Consolidated Fund.

Cap. 134

(4) The powers conferred upon the Minister by this section shall be in addition to the powers of the Minister under the Government Loans, Guarantees and Grants Act.

Power of Minister to
reallocate certain
appropriated moneys

6.-(1) Where the Minister is satisfied that it is necessary in the public interest that provision be made for defraying the expenditure of any region, ministry or independent department of the government in excess of any sum voted for it or for any service for which no sum is voted, and that it would be detrimental to the public interest to postpone the expenditure until provision is made for it by the National Assembly, he may subject to the provisions of the Budget Act, authorise the application of any surplus arising out of savings in the Consolidated Fund or any vote in the Schedule to this Act other than votes for pensions, gratuities or other retirement benefits, or for widows' and orphans' pension

Cap. 439

for or towards the excess or service.

Cap. 2
Cap. 439

(2) Where the Minister authorises the application of any surplus under this section, he shall cause to be laid before the National Assembly, a supplementary estimates Bill or Statement of Reallocation, as the case may be, in accordance with the provisions of the Constitution of United Republic and the Budget Act.

Cap. 439


(3) Subject to the conditions specified in the Budget Act, the Minister may delegate all or any of the powers conferred upon him by this section to any public officer subject to such limitations as the Minister may specify.

Cap. 348

(4) The provisions of section 22 of the Public Finance Act, shall not apply to the powers conferred upon the Minister by this section.

Cap. 439

(5) Subject to the conditions specified in the Budget Act, the Minister may, by certificate under his hand, reallocate any sums arising from savings in the Consolidated Fund to any of the purposes specified in the second, third and fourth columns respectively of the Schedule to this Act, and where this occurs, the provisions of sections 3 and 4 shall take effect as if the total sum granted out of the Consolidated Fund and the amounts appropriated for the purpose specified in such certificate were raised by the amount or amounts specified in the certificate.



SCHEDULE

(Made under section 4)

| Vote No. | Ambit | Recurrent Expenditure | Development Expenditure | Total |
|----------|---|-----------------------|-------------------------|--------------------|
| (1) | (2) | (3) | (4) | (5) |
| 001 | The Salaries, expenses and Development Expenditure of the Public Debt | 13,131,838,005,000 | 0 | 13,131,838,005,000 |
| 002 | The Salaries, expenses and Development Expenditure of the Teachers' Service Commission | 17,277,111,000 | 3,464,991,000 | 20,742,102,000 |
| 003 | The Salaries, expenses and Development Expenditure of the National Land Use Planning Commission | 7,132,098,000 | 5,041,232,000 | 12,173,330,000 |
| 004 | The Salaries, expenses and Development Expenditure of the Archives Management Department | 4,065,013,000 | 295,764,000 | 4,360,777,000 |
| 005 | The Salaries, expenses and Development Expenditure of the National Irrigation Commission | 71,884,610,000 | 331,899,223,000 | 403,783,833,000 |
| 006 | The Salaries, expenses and Development Expenditure of the Internal Auditor General | 13,046,426,000 | 1,229,451,000 | 14,275,877,000 |
| 007 | The Salaries, expenses and Development Expenditure of the Treasury Registrar | 43,787,409,000 | 1,289,658,000 | 45,077,067,000 |
| 010 | The Salaries, expenses and | 4,408,314,000 | 1,598,249,000 | 6,006,563,000 |

| Vote No. | Ambit | Recurrent Expenditure | Development Expenditure | Total |
|----------|--|-----------------------|-------------------------|----------------|
| (1) | (2) | (3) | (4) | (5) |
| | Development Expenditure of the Joint Finance Commission | | | |
| 011 | The Salaries, expenses and Development Expenditure of the President's Office - Planning and Investment | 18,652,532,000 | 11,377,970,000 | 30,030,502,000 |
| 012 | The Salaries, expenses and Development Expenditure of the Judicial Service Commission | 5,498,652,000 | 0 | 5,498,652,000 |
| 013 | The Salaries, expenses and Development Expenditure of the Financial Intelligence Unit | 3,768,237,000 | 0 | 3,768,237,000 |
| 014 | The Salaries, expenses and Development Expenditure of the Fire and Rescue Force | 59,710,749,000 | 6,526,521,000 | 66,237,270,000 |
| 015 | The Salaries, expenses and Development Expenditure of the Commission for Mediation and Arbitration | 6,308,976,000 | 460,077,000 | 6,769,053,000 |
| 016 | The Salaries, expenses and Development Expenditure of the Office of Attorney General | 26,587,286,000 | 1,764,506,000 | 28,351,792,000 |
| 018 | The Salaries, expenses and Development Expenditure of the UNESCO National Commission | 2,882,154,000 | 0 | 2,882,154,000 |
| 019 | The Salaries, expenses and Development | 20,750,720,000 | 0 | 20,750,720,000 |

| Vote No. | Ambit | Recurrent Expenditure | Development Expenditure | Total |
|----------|---|-----------------------|-------------------------|-------------------|
| (1) | (2) | (3) | (4) | (5) |
| | Expenditure of the Office of the Solicitor General | | | |
| 020 | The Salaries, expenses and Development Expenditure of the State House | 33,544,557,000 | 0 | 33,544,557,000 |
| 021 | The Salaries, expenses and Development Expenditure of the Treasury | 1,635,427,521,000 | 495,063,000,000 | 2,130,490,521,000 |
| 022 | The Salaries, expenses and Development Expenditure of the Consolidated Fund Services | 2,629,932,850,000 | 0 | 2,629,932,850,000 |
| 023 | The Salaries, expenses and Development Expenditure of the Accountant General Department | 62,362,459,000 | 7,292,385,000 | 69,654,844,000 |
| 024 | The Salaries, expenses and Development Expenditure of the Tanzania Cooperative Development Commission | 20,280,063,000 | 828,626,000 | 21,108,689,000 |
| 025 | The Salaries, expenses and Development Expenditure of the Prime Minister | 26,191,548,000 | 0 | 26,191,548,000 |
| 026 | The Salaries, expenses and Development Expenditure of the Vice President | 16,969,208,000 | 0 | 16,969,208,000 |
| 027 | The Salaries, expenses and Development Expenditure of the Office of Registrar of Political Parties | 25,039,773,000 | 940,000,000 | 25,979,773,000 |

| Vote No. | Ambit | Recurrent Expenditure | Development Expenditure | Total |
|----------|--|-----------------------|-------------------------|-------------------|
| (1) | (2) | (3) | (4) | (5) |
| 028 | The Salaries, expenses and Development Expenditure of the Ministry of Home Affairs-Police Force | 912,359,855,000 | 224,374,936,000 | 1,136,734,791,000 |
| 029 | The Salaries, expenses and Development Expenditure of the Ministry of Home Affairs-Prisons Services | 287,740,748,000 | 18,678,441,000 | 306,419,189,000 |
| 030 | The Salaries, expenses and Development Expenditure of the President's Office and Cabinet Secretariat | 805,676,639,000 | 163,609,084,000 | 969,285,723,000 |
| 031 | The Salaries, expenses and Development Expenditure of the Vice President's Office | 23,810,713,000 | 21,907,833,000 | 45,718,546,000 |
| 032 | The Salaries, expenses and Development Expenditure of the President's Office-Public Service Management and Good Governance | 48,254,069,000 | 10,060,924,000 | 58,314,993,000 |
| 033 | The Salaries, expenses and Development Expenditure of the President's Office - Ethics Secretariat | 11,642,650,000 | 1,500,000,000 | 13,142,650,000 |
| 034 | The Salaries, expenses and Development Expenditure of the Ministry of Foreign Affairs and East African Cooperation | 229,435,856,000 | 11,633,376,000 | 241,069,232,000 |
| 035 | The Salaries, expenses and Development Expenditure of the | 77,540,377,000 | 9,993,517,000 | 87,533,894,000 |

| Vote No. | Ambit | Recurrent Expenditure | Development Expenditure | Total |
|----------|--|-----------------------|-------------------------|-------------------|
| (1) | (2) | (3) | (4) | (5) |
| | National Prosecutions Services | | | |
| 036 | The Salaries, expenses and Development Expenditure of the RAS Katavi | 99,990,304,000 | 48,165,682,000 | 148,155,986,000 |
| 037 | The Salaries, expenses and Development Expenditure of the Prime Minister's Office | 33,853,979,000 | 6,504,205,000 | 40,358,184,000 |
| 038 | The Salaries, expenses and Development Expenditure of the Defence | 2,491,439,934,000 | 48,867,636,000 | 2,540,307,570,000 |
| 039 | The Salaries, expenses and Development Expenditure of the National Service | 490,652,279,000 | 8,549,876,000 | 499,202,155,000 |
| 040 | The Salaries, expenses and Development Expenditure of the Judiciary Fund | 153,159,053,000 | 88,440,500,000 | 241,599,553,000 |
| 041 | The Salaries, expenses and Development Expenditure of the Ministry of Constitutional and Legal Affairs | 38,388,352,000 | 4,951,738,000 | 43,340,090,000 |
| 042 | The Salaries, expenses and Development Expenditure of the National Assembly Fund | 172,124,423,000 | 9,680,810,000 | 181,805,233,000 |
| 043 | The Salaries, expenses and Development Expenditure of the Ministry of Agriculture | 123,750,689,000 | 700,318,469,000 | 824,069,158,000 |

| Vote No. | Ambit | Recurrent Expenditure | Development Expenditure | Total |
|----------|--|-----------------------|-------------------------|-------------------|
| | | Shs. | Shs. | Shs. |
| (1) | (2) | (3) | (4) | (5) |
| 044 | The Salaries, expenses and Development Expenditure of the Ministry of Industry and Trade | 81,115,206,000 | 29,784,516,000 | 110,899,722,000 |
| 045 | The Salaries, expenses and Development Expenditure of the National Audit Office of Tanzania | 101,260,832,000 | 11,468,000,000 | 112,728,832,000 |
| 046 | The Salaries, expenses and Development Expenditure of the Ministry of Education, Science and Technology | 637,287,706,000 | 1,328,042,674,000 | 1,965,330,380,000 |
| 047 | The Salaries, expenses and Development Expenditure of the RAS Simiyu | 186,128,106,000 | 54,077,773,000 | 240,205,879,000 |
| 048 | The Salaries, expenses and Development Expenditure of the Ministry of Lands, Housing and Human Settlements Development | 86,798,575,000 | 70,656,510,000 | 157,455,085,000 |
| 049 | The Salaries, expenses and Development Expenditure of the Ministry of Water | 69,662,959,000 | 558,115,379,000 | 627,778,338,000 |
| 050 | The Salaries, expenses and Development Expenditure of the Ministry of Finance | 149,621,451,000 | 38,864,752,000 | 188,486,203,000 |

| Vote No. | Ambit | Recurrent Expenditure | Development Expenditure | Total |
|----------|---|-----------------------|-------------------------|-------------------|
| | | Shs. | Shs. | Shs. |
| (1) | (2) | (3) | (4) | (5) |
| 051 | The Salaries, expenses and Development Expenditure of the Ministry of Home Affairs | 42,239,731,000 | 29,202,461,000 | 71,442,192,000 |
| 052 | The Salaries, expenses and Development Expenditure of the Ministry of Health | 632,267,220,000 | 679,570,246,000 | 1,311,837,466,000 |
| 053 | The Salaries, expenses and Development Expenditure of the Ministry of Community Development, Gender, Women and Special Groups | 47,487,079,000 | 20,418,180,000 | 67,905,259,000 |
| 054 | The Salaries, expenses and Development Expenditure of the RAS Njombe | 177,176,521,000 | 68,247,097,000 | 245,423,618,000 |
| 055 | The Salaries, expenses and Development Expenditure of the Commission for Human Rights and Good Governance | 8,685,660,000 | 522,058,000 | 9,207,718,000 |
| 056 | The Salaries, expenses and Development Expenditure of the President Office - Regional Administration and Local Government Authorities | 105,079,803,000 | 1,004,855,180,000 | 1,109,934,983,000 |

| Vote No. | Ambit | Recurrent Expenditure | Development Expenditure | Total |
|----------|-------|-----------------------|-------------------------|-------|
|----------|-------|-----------------------|-------------------------|-------|

| | | Shs. | Shs. | Shs. |
|-----|---|-----------------|-------------------|-------------------|
| (1) | (2) | (3) | (4) | (5) |
| 057 | The Salaries, expenses and Development Expenditure of the Ministry of Defence and National Service | 26,720,694,000 | 260,000,000,000 | 286,720,694,000 |
| 058 | The Salaries, expenses and Development Expenditure of the Ministry of Energy | 88,892,623,000 | 1,794,866,832,000 | 1,883,759,455,000 |
| 059 | The Salaries, expenses and Development Expenditure of the Law Reform Commission | 5,051,790,000 | 0 | 5,051,790,000 |
| 061 | The Salaries, expenses and Development Expenditure of the National Electoral Commission | 9,720,901,000 | 167,617,818,000 | 177,338,719,000 |
| 062 | The Salaries, expenses and Development Expenditure of the Ministry of Transport | 114,744,476,000 | 2,614,931,941,000 | 2,729,676,417,000 |
| 063 | The Salaries, expenses and Development Expenditure of the RAS Geita | 247,610,290,000 | 82,215,409,000 | 329,825,699,000 |
| 065 | The Salaries, expenses and Development Expenditure of the PMO-Labour, Youth, Employment and Persons with Disability | 23,776,408,010 | 14,491,387,990 | 38,267,796,000 |

| Vote No. | Ambit | Recurrent Expenditure | Development Expenditure | Total |
|----------|---|-----------------------|-------------------------|-----------------|
| | | Shs. | Shs. | Shs. |
| (1) | (2) | (3) | (4) | (5) |
| 066 | The Salaries, expenses and Development Expenditure of the Planning Commission | 37,806,250,000 | 8,415,380,000 | 46,221,630,000 |
| 067 | The Salaries, expenses and Development Expenditure of the Public Service Recruitment Secretariat | 10,831,831,000 | 2,348,047,000 | 13,179,878,000 |
| 068 | The Salaries, expenses and Development Expenditure of the Ministry of Information, Communication and Information Technology | 38,906,663,000 | 142,019,894,000 | 180,926,557,000 |
| 069 | The Salaries, expenses and Development Expenditure of the Ministry of Natural Resources and Tourism | 245,876,923,000 | 102,248,496,000 | 348,125,419,000 |
| 070 | The Salaries, expenses and Development Expenditure of the RAS Arusha | 300,698,218,000 | 130,068,779,000 | 430,766,997,000 |
| 071 | The Salaries, expenses and Development Expenditure of the RAS Pwani | 290,852,081,000 | 114,876,414,000 | 405,728,495,000 |
| 072 | The Salaries, expenses and Development Expenditure of the RAS Dodoma | 306,831,356,000 | 111,553,448,000 | 418,384,804,000 |


| Vote No. | Ambit | Recurrent Expenditure | Development Expenditure | Total |
|----------|---|-----------------------|-------------------------|-----------------|
| | | Shs. | Shs. | Shs. |
| (1) | (2) | (3) | (4) | (5) |
| 073 | The Salaries, expenses and Development Expenditure of the RAS Iringa | 203,953,492,000 | 71,215,459,000 | 275,168,951,000 |
| 074 | The Salaries, expenses and Development Expenditure of the RAS Kigoma | 205,103,802,000 | 87,825,592,000 | 292,929,394,000 |
| 075 | The Salaries, expenses and Development Expenditure of the RAS Kilimanjaro | 281,837,782,000 | 83,801,936,000 | 365,639,718,000 |
| 076 | The Salaries, expenses and Development Expenditure of the RAS Lindi | 162,390,542,000 | 58,148,500,000 | 220,539,042,000 |
| 077 | The Salaries, expenses and Development Expenditure of the RAS Mara | 270,199,790,000 | 91,694,653,000 | 361,894,443,000 |
| 078 | The Salaries, expenses and Development Expenditure of the RAS Mbeya | 318,444,254,000 | 103,244,579,000 | 421,688,833,000 |
| 079 | The Salaries, expenses and Development Expenditure of the RAS Morogoro | 360,742,927,000 | 112,126,484,000 | 472,869,411,000 |
| 080 | The Salaries, expenses and Development Expenditure of the RAS Mtwara | 209,470,518,000 | 78,109,612,000 | 287,580,130,000 |
| 081 | The Salaries, expenses and Development Expenditure of the RAS Mwanza | 404,919,844,000 | 132,056,962,000 | 536,976,806,000 |

| Vote No. | Ambit | Recurrent Expenditure | Development Expenditure | Total |
|----------|---|-----------------------|-------------------------|-----------------|
| | | Shs. | Shs. | Shs. |
| (1) | (2) | (3) | (4) | (5) |
| 082 | The Salaries, expenses and Development Expenditure of the RAS Ruvuma | 231,960,653,000 | 77,494,961,000 | 309,455,614,000 |
| 083 | The Salaries, expenses and Development Expenditure of the RAS Shinyanga | 198,355,927,000 | 69,978,831,000 | 268,334,758,000 |
| 084 | The Salaries, expenses and Development Expenditure of the RAS Singida | 184,830,280,000 | 68,129,224,000 | 252,959,504,000 |
| 085 | The Salaries, expenses and Development Expenditure of the RAS Tabora | 252,530,172,000 | 99,359,061,000 | 351,889,233,000 |
| 086 | The Salaries, expenses and Development Expenditure of the RAS Tanga | 346,939,906,000 | 108,148,732,000 | 455,088,638,000 |
| 087 | The Salaries, expenses and Development Expenditure of the RAS Kagera | 289,740,122,000 | 114,654,434,000 | 404,394,556,000 |
| 088 | The Salaries, expenses and Development Expenditure of the RAS Dar es Salaam | 551,365,626,000 | 255,853,688,000 | 807,219,314,000 |
| 089 | The Salaries, expenses and Development Expenditure of the RAS Rukwa | 130,118,461,000 | 49,522,336,000 | 179,640,797,000 |
| 090 | The Salaries, expenses and Development Expenditure of the RAS Songwe | 150,027,823,000 | 59,662,197,000 | 209,690,020,000 |

| Vote No. | Ambit | Recurrent Expenditure | Development Expenditure | Total |
|----------|--|-----------------------|-------------------------|-------------------|
| | | Shs. | Shs. | Shs. |
| (1) | (2) | (3) | (4) | (5) |
| 091 | The Salaries, expenses and Development Expenditure of the Drug Control and Enforcement Authority | 17,377,232,000 | 1,314,506,000 | 18,691,738,000 |
| 092 | The Salaries, expenses and Development Expenditure of the Tanzania Commission for AIDS | 4,542,483,000 | 13,266,498,000 | 17,808,981,000 |
| 093 | The Salaries, expenses and Development Expenditure of the Immigration Services Department | 119,961,436,000 | 10,916,109,000 | 130,877,545,000 |
| 094 | The Salaries, expenses and Development Expenditure of the Public Service Commission | 8,740,713,000 | 500,176,000 | 9,240,889,000 |
| 095 | The Salaries, expenses and Development Expenditure of the RAS Manyara | 225,399,478,000 | 76,693,201,000 | 302,092,679,000 |
| 096 | The Salaries, expenses and Development Expenditure of the Ministry of Culture, Arts and Sports | 27,127,599,000 | 258,190,788,000 | 285,318,387,000 |
| 098 | The Salaries, expenses and Development Expenditure of the Ministry of Works | 81,407,438,000 | 1,687,888,714,000 | 1,769,296,152,000 |

| Vote No. | Ambit | Recurrent Expenditure | Development Expenditure | Total |
|--------------|---|---------------------------|---------------------------|---------------------------|
| | | Shs. | Shs. | Shs. |
| (1) | (2) | (3) | (4) | (5) |
| 099 | The Salaries, expenses and Development Expenditure of the Ministry of Livestock Development and Fisheries | 97,215,432,000 | 363,118,170,000 | 460,333,602,000 |
| 100 | The Salaries, expenses and Development Expenditure of the Ministry of Minerals | 91,322,414,000 | 140,661,200,000 | 231,983,614,000 |
| Total | | 33,386,323,690,010 | 15,959,363,954,990 | 49,345,687,645,000 |

Passed by the National Assembly on the 26th June, 2024



NENELWA JOYCE MWIHAMBI
Clerk of the National Assembly